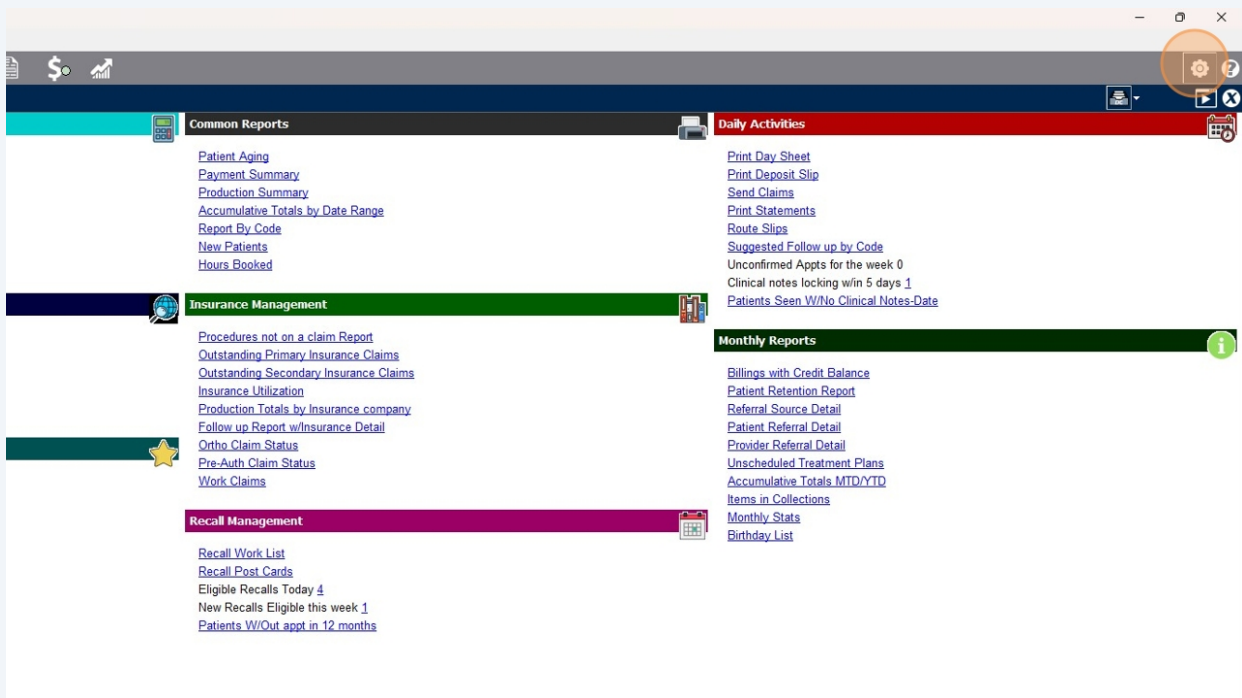


DentiMax: Fee Schedules

1 Click on the "gear" to open practice set up



2 Click Set Up Fee Schedule

DentiMax - Default Data
File Edit Lists Activities Help

DentiMax

Setup

General
Close Screen

Practice Information

- [Set up the practice](#), by entering the address and scheduling preferences, such as opening and closing hours and holidays.
- [Set up users](#), by entering employee names and passwords.
- [Set up security](#), by limiting the users to certain features.
- [Set up providers](#), for each doctor and hygienist.
- [Set up resources](#), for scheduling. Create a resource for each column to be shown in the scheduler.
- [Set up required fields](#), for the patient entry screen.

Accounting Setup

- [Set up the fee schedules](#), to be used with the insurance plans.
- [Enter insurance plans](#), by entering in insurance information like coverage amounts, deductible, and fee schedule.
- [Set up default coverage tables](#), which will allow easy data entry into the insurance plan coverage amounts.
- [Set up the service classes](#), to group your ADA codes by category.
- [Set up Service Codes](#), and Conditions.
- [Set up Accounting Codes](#), such as adjustment and payment codes.

Additional Setup

- [Set up multicores](#), to group service codes together. Using multicores is an easy way to create multiple transactions with a single click.
- [Set up alert codes](#), to notify the users of any patient medical condition or allergies.
- [Create prescription templates](#), for commonly prescribed medications.
- [Modify claim pre-edits](#), to ensure claims are completed before sending.
- [Hide/Show Communicator Button](#), on the top right of the screen.
- [Create patient Acknowledgment items](#) for consent forms, HIPAA agreements, or other items to track for each patient.

System Setup

- [Use the practice start up wizard](#), to set up the basic practice information.
- [Set up with an electronic claims service](#), to be able to send electronic claims.
- [Set the credit card processor](#)
- [Change Server IP address](#)
- [Use the SQL tool](#), for viewing and updating data. (For Support technicians only)

3 The #1 fee schedule should always be your UCR fee schedule

DentiMax - Default Data
File Edit Lists Activities Help

DentiMax

Fee Schedule List - Office Fees

General
Close Screen
Customize View
Customize Filter

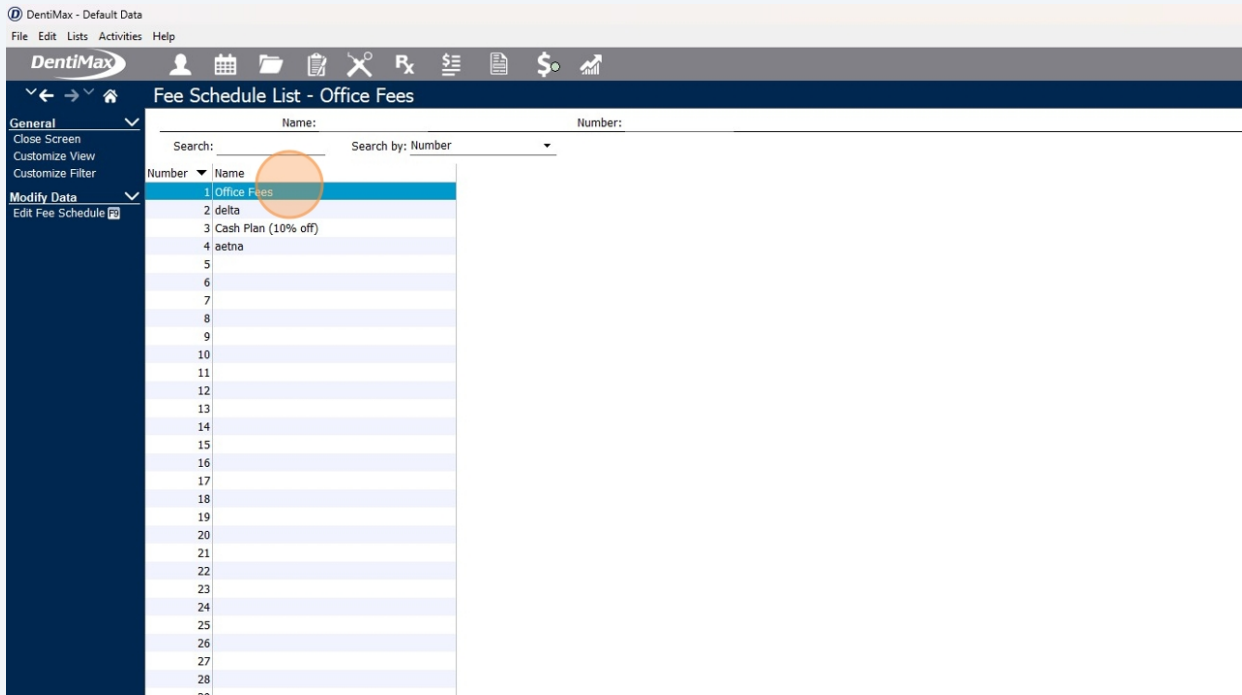
Modify Data
Edit Fee Schedule

Name: _____ Number: _____

Search: Search by: Number

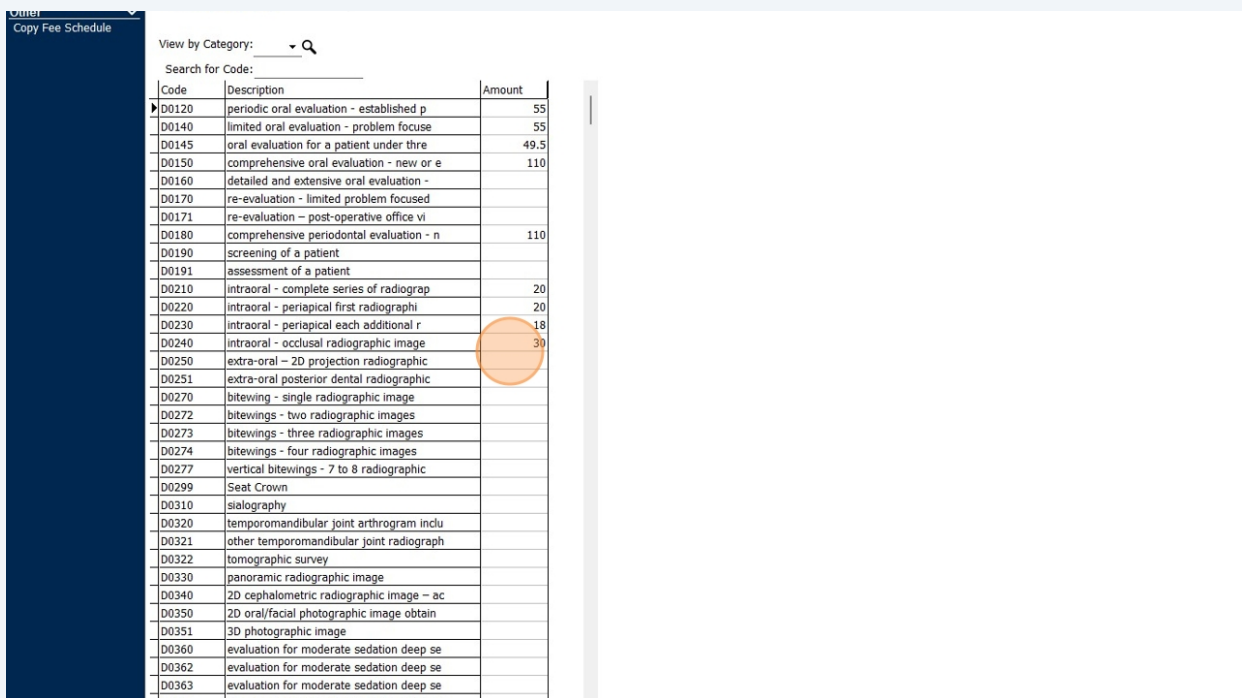
Number	Name
1	Office Fees
2	delta
3	Cash Plan (10% off)
4	aetna
5	
6	
7	
8	
9	
10	
11	
12	
13	
14	
15	
16	
17	
18	
19	
20	
21	
22	
23	
24	
25	
26	
27	
28	
29	

4 to edit the fees Double-click or highlight and click edit on the left menu



5 Click in the "amount" box. Enter you fees for each procedure needed from the list.

If you do not enter a fee, it will show as \$0



6 Save Changes

DentiMax - Default Data
File Edit Lists Activities Help

DentiMax [Icons]

Fee Schedule Entry

Number 1
Name: Office Fees

View by Category: [Dropdown]

Search for Code: [Input]

Code	Description	Amount
D0120	periodic oral evaluation - established p	55
D0140	limited oral evaluation - problem focus	55
D0145	oral evaluation for a patient under thre	49.5
D0150	comprehensive oral evaluation - new or e	110
D0160	detailed and extensive oral evaluation -	
D0170	re-evaluation - limited problem focused	
D0171	re-evaluation - post-operative office vi	
D0180	comprehensive periodontal evaluation - n	110
D0190	screening of a patient	
D0191	assessment of a patient	
D0210	intraoral - complete series of radiograp	20
D0220	intraoral - periapical first radiographi	20
D0230	intraoral - periapical each additional r	18
D0240	intraoral - occlusal radiographic image	30
D0250	extra-oral - 2D projection radiographic	20
D0251	extra-oral posterior dental radiographic	30
D0270	bitewing - single radiographic image	500
D0272	bitewings - two radiographic images	
D0273	bitewings - three radiographic images	
D0274	bitewings - four radiographic images	
D0277	vertical bitewings - 7 to 8 radiographic	
D0299	Seat Crown	
D0310	sialography	
D0320	temporomandibular joint arthrogram inclu	
D0321	other temporomandibular joint radiograph	

General
Save Changes [F3]
Cancel Changes [ESC]
Other
Copy Fee Schedule

7 To print your full fee schedule:

Click on the Reports Menu

DentiMax - Default Data
File Edit Lists Activities Help

DentiMax [Icons]

Fee Schedule List - Office Fees

Name: [Input] Number: [Input]

Search: [Input] Search by: Number [Dropdown]

Number	Name
1	Office Fees
2	delta
3	Cash Plan (10% off)
4	aetna
5	
6	
7	
8	
9	
10	
11	
12	
13	
14	
15	
16	
17	
18	
19	
20	
21	
22	
23	
24	
25	
26	
27	
28	
29	

General
Close Screen
Customize View
Customize Filter
Modify Data
Edit Fee Schedule [F2]

Reports

8 Search Fee

DentiMax - Default Data
File Edit Lists Activities Help

DentiMax

Report List

Search for Report: fee

Name	Description	Modified
Fee Schedule List	List of fees by fee schedule	4/5/2024 1:18:00 PM
Fee Schedule Production	Lists summary of total charges, payments, and # of patients for each fee schedule in a date range	4/5/2024 12:03:00 PM
Treatment Plan Estimate (Standard Fee)	Patient specific report for treatment planned items, includes UCR fee and insurance fee	1/31/2020 4:08:00 PM

Choose a Category

- Favorites
- Statements
- Financial
- Statistical
- Marketing
- Claim Forms
- Other Reports
- All

General

- Close Screen
- Customize View

Modify Reports

- New Report
- Edit Report
- Delete Report
- Export Report
- Import Report

Print Reports

- Print Report
- Preview Report
- Save to File

Organize Reports

- View Report Propert...
- Add to Favorites

9 Double-click Fee Schedule List

DentiMax - Default Data
File Edit Lists Activities Help

DentiMax

Report List

Search for Report: fee

Name	Description	Modified
Fee Schedule List	List of fees by fee schedule	4/5/2024 1:18:00 PM
Fee Schedule Production	Lists summary of total charges, payments, and # of patients for each fee schedule in a date range	4/5/2024 12:03:00 PM
Treatment Plan Estimate (Standard Fee)	Patient specific report for treatment planned items, includes UCR fee and insurance fee	1/31/2020 4:08:00 PM

Choose a Category

- Favorites
- Statements
- Financial
- Statistical
- Marketing
- Claim Forms
- Other Reports
- All

General

- Close Screen
- Customize View

Modify Reports

- New Report
- Edit Report
- Delete Report
- Export Report
- Import Report

Print Reports

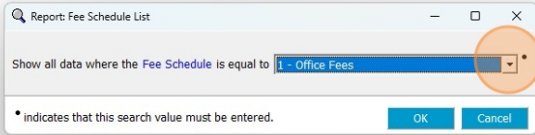
- Print Report
- Preview Report
- Save to File

Organize Reports

- View Report Propert...
- Add to Favorites

10 Select Office Fees from drop down menu

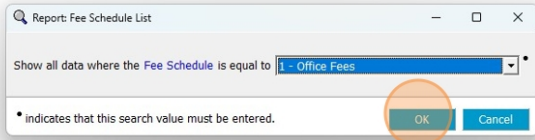
Schedule	Modified
4/5/2024 1:18:00 PM	
al charges, payments, and # of patients for each fee schedule in a date range 4/5/2024 12:03:00 PM	
rt for treatment planned items, includes UCR fee and insurance fee	1/31/2020 4:08:00 PM



Sample report displays fictitious data.

11 Click OK

atient specific report for treatment planned items, includes UCR fee and insurance fee | 1/31/2020 4:08:00 PM



Note: This sample report displays fictitious data.

Fee Schedule List

12 Click here to print the list

Select your local printer and click OK

The screenshot shows the DentiMax software interface. At the top, there is a menu bar with 'File', 'Edit', 'Lists', 'Activities', and 'Help'. Below the menu bar is a toolbar with various icons. The main window is titled 'Print Preview' and contains a table titled 'Fee Schedule List' with the subtitle 'Default Data'. The table has three columns: 'Code', 'Amount', and 'Description'. The table lists various dental procedures and their associated amounts.

Code	Amount	Description
D0120	55.00	periodic oral evaluation - established patient
D0140	55.00	limited oral evaluation - problem focused
D0145	49.50	oral evaluation for a patient under three years of age and counseling with primary
D0150	110.00	comprehensive oral evaluation - new or established patient
D0160	0.00	detailed and extensive oral evaluation - problem focused by report
D0170	0.00	re-evaluation - limited problem focused (established patient; not post-operative v
D0171	0.00	re-evaluation - post-operative office visit
D0180	110.00	comprehensive periodontal evaluation - new or established patient
D0190	0.00	screening of a patient