

DentiMax: Charting Planned items

1 From charting

DentiMax - Default Data
File Edit Lists Activities Help

DentiMax

Chart - Dover, Ben (DOVBE000) - 1/1/2001 24yrs

The interface displays a dental chart with teeth numbered 1 through 32. The chart shows various markings such as caries, decay, and restorations. Below the chart is a table with the following columns: Order, Date, Account Code, Description, Tooth, Surface, Provider Fee, and Status.

Order	Date	Account Code	Description	Tooth	Surface	Provider Fee	Status
		C0008	Missing Tooth	1		TES00	0 Condition
		C0009	Caries/Decay	2	MOD	TES00	0 Condition
		C0001	Cracked Tooth	8	I	TES00	0 Condition
		C0008	Missing Tooth	16		TES00	0 Condition
		C0008	Missing Tooth	17		TES00	0 Condition
		C0009	Caries/Decay	30	L	TES00	0 Condition
		C0008	Missing Tooth	32		TES00	0 Condition
		D2393	resin-based composite - t	3	MOD	TES00	0 Existing R
		D3330	endodontic therapy molar	14		TES00	0 Existing R
		D3425	apicoectomy - molar (first	19		TES00	0 Existing R
		D3220	therapeutic pulpotomy (ex	19		TES00	0 Existing R
		D2391	resin-based composite - o	31	O	TES00	0 Existing R

2 From Entry Mode

The screenshot shows a dental software interface with a tooth chart at the top and a table of dental procedures below. The 'View Mode' dropdown menu is open, showing 'Entry Mode' selected. The table contains the following data:

Order	Date	Account Code	Description	Tooth	Surface	Provider Fee	Status
		C0008	Missing Tooth	1		TES00	0 Condition
		C0009	Caries/Decay	2	MOD	TES00	0 Condition
		C0001	Cracked Tooth	8	I	TES00	0 Condition
		C0008	Missing Tooth	16		TES00	0 Condition
		C0008	Missing Tooth	17		TES00	0 Condition
		C0009	Caries/Decay	30	L	TES00	0 Condition
		C0008	Missing Tooth	32		TES00	0 Condition
		D2393	resin-based composite -	13	MOD	TES00	0 Existing R
		D3330	endodontic therapy molar	14		TES00	0 Existing R
		D3425	apicoectomy - molar (first	19		TES00	0 Existing R
		D3220	therapeutic pulpotomy (ex	19		TES00	0 Existing R
		D2391	resin-based composite -	0 31	O	TES00	0 Existing R

3 Use the drop-down menu; Click "Planned"

The screenshot shows the same dental software interface as above, but with the 'View Mode' dropdown menu open and 'Planned' selected. The table of dental procedures remains the same as in the previous screenshot.

4 Using the quick buttons you can select the category needed

DentiMax - Default Data
File Edit Lists Activities Help

DentiMax

Chart - Dover, Ben (DOVBE000) - 1/1/2001 24yrs

Order	Date	Account Code	Description	Tooth	Surface	Provider Fee	Status
C0008			Missing Tooth	1		TES00	0 Condition
C0009			Caries/Decay	2	MOD	TES00	0 Condition
C0001			Cracked Tooth	8	I	TES00	0 Condition
C0008			Missing Tooth	16	I	TES00	0 Condition
C0008			Missing Tooth	17	I	TES00	0 Condition
C0009			Caries/Decay	30	L	TES00	0 Condition
C0008			Missing Tooth	32		TES00	0 Condition
D2393			resin-based composite	13	MOD	TES00	0 Existing R
D3330			endodontic therapy molar	14		TES00	0 Existing R
D3425			apicoectomy - molar (first	19		TES00	0 Existing R
D3220			therapeutic pulpotomy (ex	19		TES00	0 Existing R
D2391			resin-based composite	31	O	TES00	0 Existing R

5 Select the icon that represents the treatment needed

DentiMax - Default Data
File Edit Lists Activities Help

DentiMax

Chart - Dover, Ben (DOVBE000) - 1/1/2001 24yrs

Order	Date	Account Code	Description	Tooth	Surface	Provider Fee	Status
C0008			Missing Tooth	1		TES00	0 Condition
C0009			Caries/Decay	2	MOD	TES00	0 Condition
C0001			Cracked Tooth	8	I	TES00	0 Condition
C0008			Missing Tooth	16	I	TES00	0 Condition
C0008			Missing Tooth	17	I	TES00	0 Condition
C0009			Caries/Decay	30	L	TES00	0 Condition
C0008			Missing Tooth	32		TES00	0 Condition
D2393			resin-based composite	13	MOD	TES00	0 Existing R
D3330			endodontic therapy molar	14		TES00	0 Existing R
D3425			apicoectomy - molar (first	19		TES00	0 Existing R
D3220			therapeutic pulpotomy (ex	19		TES00	0 Existing R
D2391			resin-based composite	31	O	TES00	0 Existing R

6 Click the tooth/surface/area for the selected treatment planned

DentiMax - Default Data
File Edit Lists Activities Help

DentiMax

Chart - Dover, Ben (DOVBE000) - 1/1/2001 24yrs

Order	Date	Account Code	Description	Tooth	Surface	Provider	Fee	Status
C0008			Missing Tooth	1		TES00	0	Condition
C0009			Caries/Decay	2	MOD	TES00	0	Condition
C0001			Cracked Tooth	8	I	TES00	0	Condition
C0008			Missing Tooth	16	I	TES00	0	Condition
C0008			Missing Tooth	17		TES00	0	Condition
C0009			Caries/Decay	30	L	TES00	0	Condition
C0008			Missing Tooth	32		TES00	0	Condition
D2393			resin-based composite	13	MOD	TES00	0	Existing R
D3330			endodontic therapy molar	14		TES00	0	Existing R
D3425			apicoectomy - molar (first	19		TES00	0	Existing R
D3220			therapeutic pulpotomy (ex	19		TES00	0	Existing R
D2391			resin-based composite	31	O	TES00	0	Existing R

7 Repeat the steps above for all treatment items planned

DentiMax - Default Data
File Edit Lists Activities Help

DentiMax

Chart - Dover, Ben (DOVBE000) - 1/1/2001 24yrs

Order	Date	Account Code	Description	Tooth	Surface	Provider	Fee	Status
C0008			Missing Tooth	1		TES00	0	Condition
C0009			Caries/Decay	2	MOD	TES00	0	Condition
C0001			Cracked Tooth	8	I	TES00	0	Condition
C0008			Missing Tooth	16	I	TES00	0	Condition
C0008			Missing Tooth	17		TES00	0	Condition
C0009			Caries/Decay	30	L	TES00	0	Condition
C0008			Missing Tooth	32		TES00	0	Condition
D2393			resin-based composite	13	MOD	TES00	0	Existing R
D3330			endodontic therapy molar	14		TES00	0	Existing R
D3425			apicoectomy - molar (first	19		TES00	0	Existing R
D3220			therapeutic pulpotomy (ex	19		TES00	0	Existing R
D2391			resin-based composite	31	O	TES00	0	Existing R

8

You will see all the planned item listed on the odontogram and well as the charting list

Order	Date	Account Code	Description	Tooth	Surface	Provider	Fee	Status	
C0008			Missing Tooth	1	TES00		0	Condition	
C0009			Caries/Decay	2	MOD	TES00		0	Condition
C0001			Cracked Tooth	8	I	TES00		0	Condition
C0008			Missing Tooth	16		TES00		0	Condition
C0008			Missing Tooth	17		TES00		0	Condition
C0009			Caries/Decay	30	L	TES00		0	Condition
C0008			Missing Tooth	32		TES00		0	Condition
D2393			resin-based composite - t 3		MOD	TES00		0	Existing R
D3330			endodontic therapy molar	14		TES00		0	Existing R
D3425			apicoectomy - molar (first	19		TES00		0	Existing R
D3220			therapeutic pulpotomy (ex	19		TES00		0	Existing R
D2391			resin-based composite - o 31		O	TES00		0	Existing R
D2393			resin-based composite - t 3		MOD	TES00		0	Planned
D2750			crown - porcelain fused to	8		TES00		0	Planned
D3330			endodontic therapy molar	18		TES00		0	Planned
D6010			surgical placement of impl	25		TES00		0	Planned
D6056			prefabricated abutment -	25		TES00		0	Planned
D6059			abutment supported porce	25		TES00		0	Planned
D0299			Seat Crown	25		TES00		0	Planned
D6010			surgical placement of impl	29		TES00		0	Planned
D6056			prefabricated abutment -	29		TES00		0	Planned
D6059			abutment supported porce	29		TES00		0	Planned
D0299			Seat Crown	29		TES00		0	Planned

9

If there is not a quick button for a specific procedure needed you can enter manually; on the left menu, click Add Item

10 This will open the Charge Detail screen

DentiMax - Default Data
File Edit Lists Activities Help

DentiMax

Charge Detail

DOVBE000 Dover, Ben

Date: _____ Billing: 0

Account Code: D7210 Description: _____

Tooth:	Code	Description	Amount 1
Fee:	D6999	unspecified fixed prosthodontic	0
	D7111	extraction coronal remnant	0
Provider:	D7140	extraction erupted tooth	0
Note:	D7210	extraction erupted tooth	0
	D7220	removal of impacted tooth	0
	D7230	removal of impacted tooth	0
Status:	D7240	removal of impacted tooth	0
	D7241	removal of impacted tooth	0

Claim Info: Place of Service: 11, Type of Service: 01, Diagnosis Used: _____, Unit of Time: _____

Billing: Do Not Bill Insurance, Do Not Bill Patient, Insurance 1 Completed Payment, Insurance 2 Completed Payment, Claim Number: _____

Treatment Planning: Treatment Order: _____, Treatment Plan Option: 1, Estimate Billed

Diagnosis: Use Code, Diagnosis 1, Diagnosis 2, Diagnosis 3, Diagnosis 4

Estimated Responsibility: Override Estimate, Insurance 1: _____, Insurance 2: _____, **Calc**

11 Enter the procedure "D" code and tooth number as needed

DentiMax - Default Data
File Edit Lists Activities Help

DentiMax

Charge Detail

DOVBE000 Dover, Ben

Date: _____ Billing: 0

Account Code: D7210 Description: extraction erupted tooth requiring remov

Tooth: _____

Fee: _____

Provider: TES00 Test, Terry

Note: _____

Status: Planned Follow Up

Claim Info: Place of Service: 11, Type of Service: 01, Diagnosis Used: _____, Unit of Time: _____

Billing: Do Not Bill Insurance, Do Not Bill Patient, Insurance 1 Completed Payment, Insurance 2 Completed Payment, Claim Number: _____

Treatment Planning: Treatment Order: _____, Treatment Plan Option: 1, Estimate Billed

Diagnosis: Use Code, Diagnosis 1, Diagnosis 2, Diagnosis 3, Diagnosis 4

Estimated Responsibility: Override Estimate, Insurance 1: _____, Insurance 2: _____, **Calc**

12 If you do not know the procedure code; you can use the magnifying glass

DentiMax - Default Data
File Edit Lists Activities Help

DentiMax

Charge Detail

DOVBE000 Dover, Ben

Date: Billing: 0

Account Code: D7210 Description: extraction erupted tooth requiring remov

Tooth:

Fee:

Provider: TES00 Test, Terry

Note:

Status: Planned Follow Up

Claim Info

Place of Service: 11

Type of Service: 01

Diagnosis Used:

Unit of Time:

Billing

Do Not Bill Insurance

Do Not Bill Patient

Insurance 1 Completed Payment

Insurance 2 Completed Payment

Claim Number:

Treatment Planning

Treatment Order:

Treatment Plan Option: 1

Estimate Billed

Diagnosis

Use Code

Diagnosis 1

Diagnosis 2

Diagnosis 3

Diagnosis 4

Estimated Responsibility

Override Estimate

Insurance 1:

Insurance 2:

Calc

13 This will open the full coding list to search

DentiMax - Default Data
File Edit Lists Activities Help

DentiMax

Code - AGEDNL Insurance Denied-Age Limitation

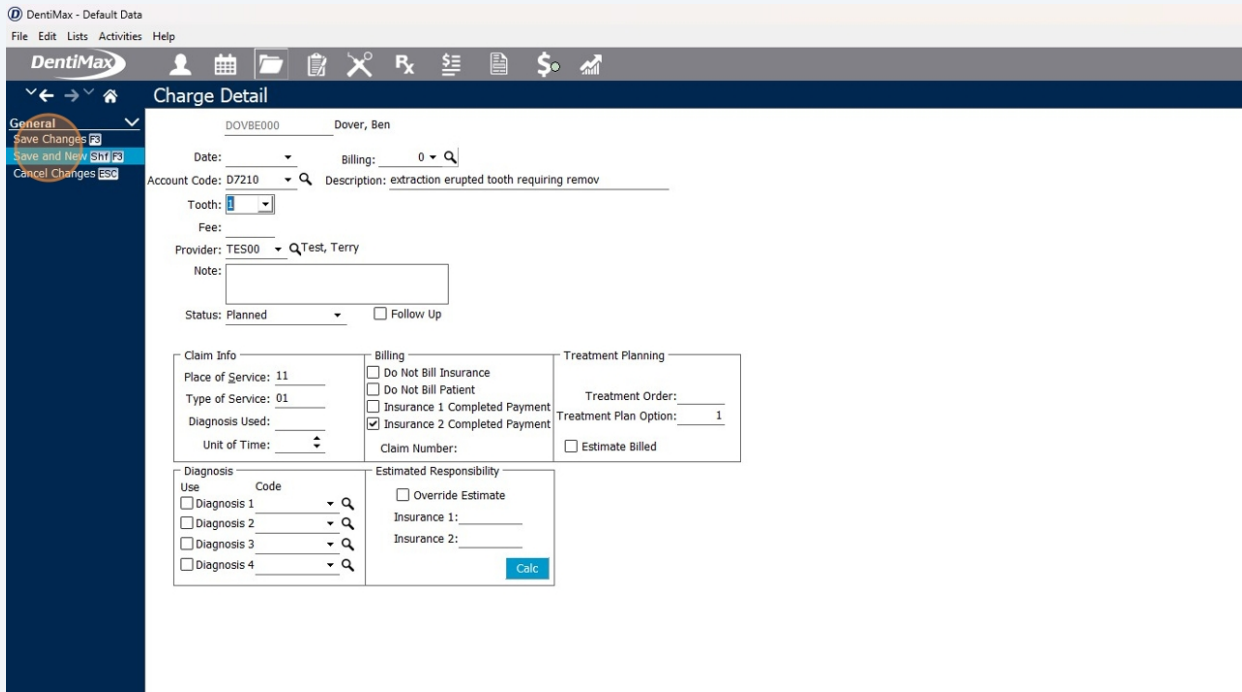
Service Classification: Description:

Search: Search by: Code

Code	Description	Amount 1	Inactive
AGEDNL	Insurance Denied-Age Limitation		<input type="checkbox"/>
AUTOPAYADJ	Automatic Payment Redistribution		<input type="checkbox"/>
C0001	Cracked Tooth	0.00	<input type="checkbox"/>
C0002	Impacted Mesial	0.00	<input type="checkbox"/>
C0003	Impacted Distal	0.00	<input type="checkbox"/>
C0004	Abcess	0.00	<input type="checkbox"/>
C0005	Watch Tooth	0.00	<input type="checkbox"/>
C0006	Hypersensitive	0.00	<input type="checkbox"/>
C0007	Recession	0.00	<input type="checkbox"/>
C0008	Missing Tooth	0.00	<input type="checkbox"/>
C0009	Caries/Decay	0.00	<input type="checkbox"/>
C0010	Incipient Caries	0.00	<input type="checkbox"/>
C0011	Fractured Tooth	0.00	<input type="checkbox"/>
C0012	Open Contact Mesial	0.00	<input type="checkbox"/>
C0013	Open Contact Distal	0.00	<input type="checkbox"/>
C0014	Unerupted Tooth	0.00	<input type="checkbox"/>
C0015	Congenitally Missing	0.00	<input type="checkbox"/>
C0016	Abrasion	0.00	<input type="checkbox"/>
C0017	Supranumerary Tooth		<input type="checkbox"/>
C0018	Perio Class I		<input type="checkbox"/>
C0019	Perio Class II		<input type="checkbox"/>
C0020	Perio Class III		<input type="checkbox"/>
C0021	Upper Tori		<input type="checkbox"/>
C0022	Lower Tori		<input type="checkbox"/>
C0023	Oral Lesion		<input type="checkbox"/>
C0024	Diastema		<input type="checkbox"/>
C0025	Oral Tumor		<input type="checkbox"/>
C0026	Oral Cyst		<input type="checkbox"/>

14

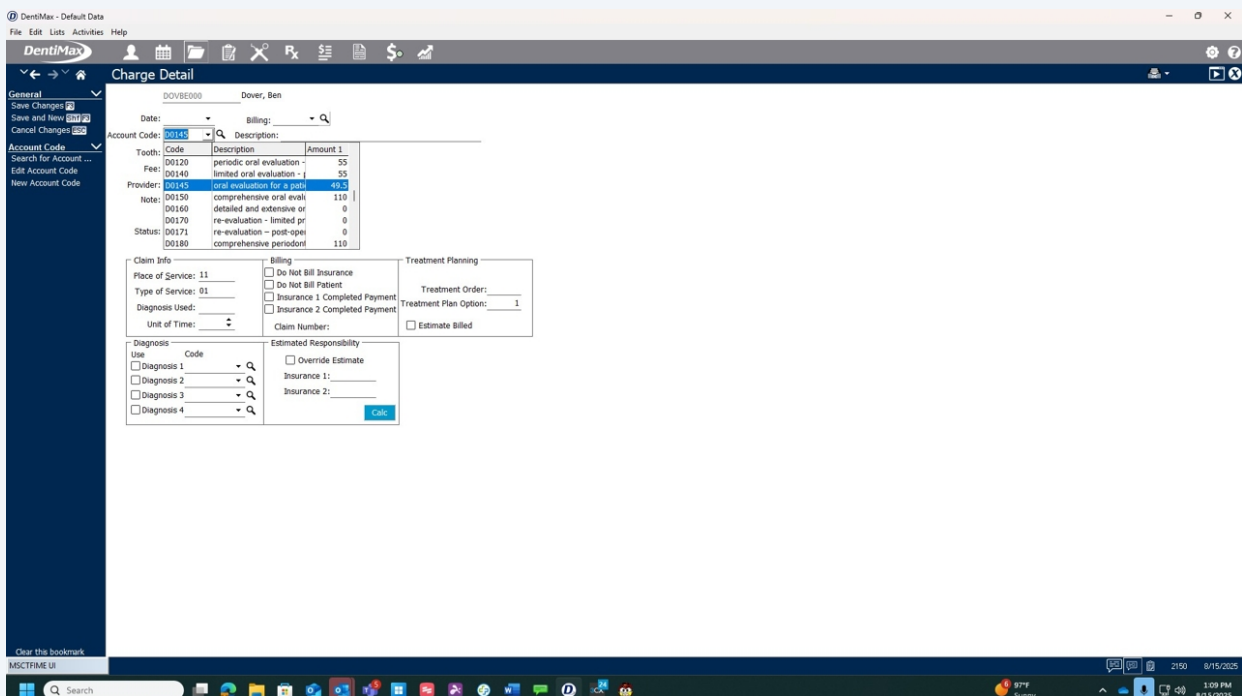
After entering the procedure code and info: you have two options to save and continue



15

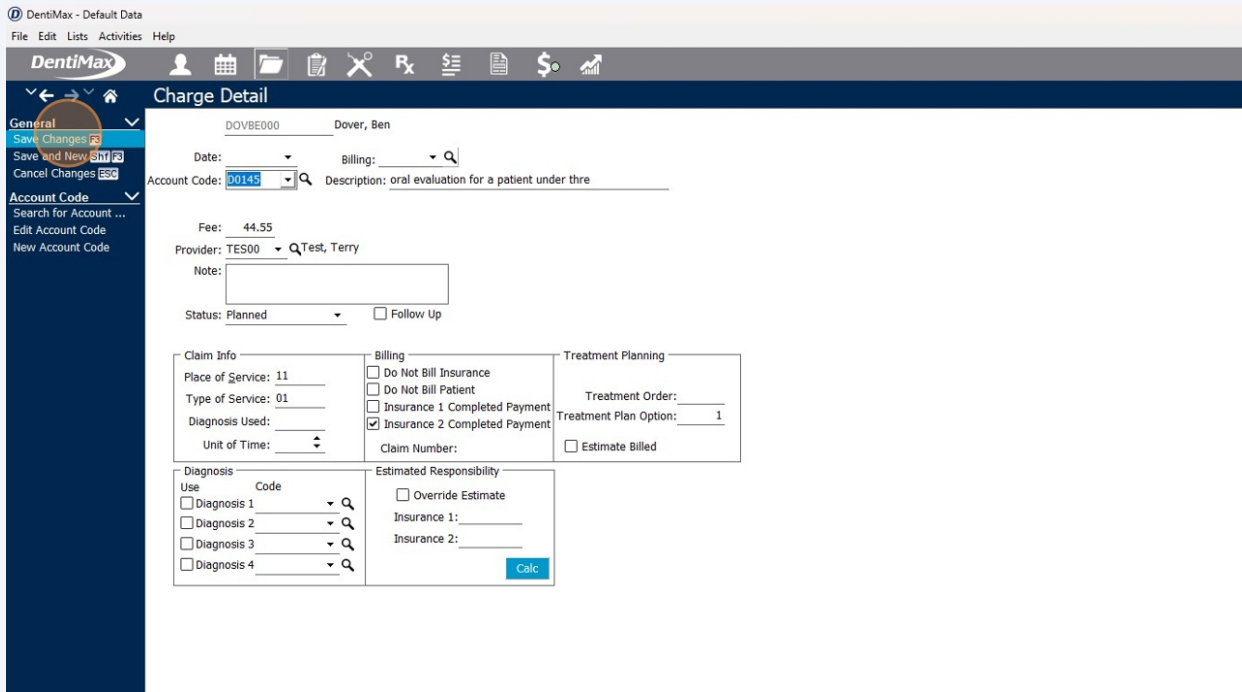
If you have additional procedures to enter; click Save and New

This will leave you in the Charge Detail screen to enter procedures as needed



16

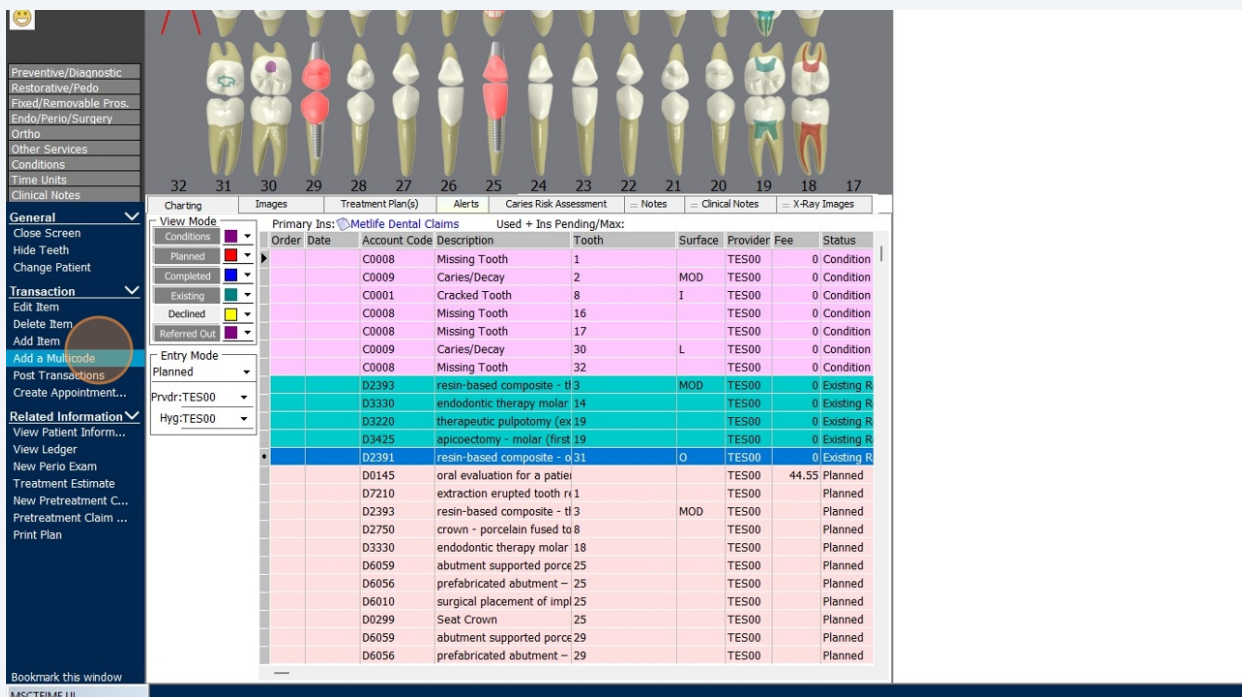
When you have entered all procedures needed; click Save Changes to return back to charting



17

Another option for entering planned item is using Add A Multicode

A Multicode is a bursting code; you have one "code" to click that can have up to 16 procedures attached to it



18

This will open a default list of Multicodes that DentiMax provides. You can edit, remove or create you own if needed. See Multicodes

Example: Click "Extraction, Bone Graft Implant placement" then click the tooth needed

The screenshot shows the DentiMax software interface. On the left, a 'Multicodes' menu is open, listing various dental procedures. The 'Extraction, Bone Graft Implant placement' option is highlighted with an orange circle. The main window displays a dental chart for a patient dated 1/1/2001, 24 years old. The chart shows teeth 7 through 17 with various restorations and procedures indicated by colored overlays. Below the chart is a table with columns for 'Alerts', 'Caries Risk Assessment', 'Notes', 'Clinical Notes', and 'X-Ray Images'. A table below that lists procedures for various teeth:

Description	Tooth	Surface	Provider	Fee	Status
Missing Tooth	1		TES00	0	Condition
Missing/Decay	2	MOD	TES00	0	Condition
Missing/Decay	8	I	TES00	0	Condition
Missing Tooth	16		TES00	0	Condition
Missing Tooth	17		TES00	0	Condition
Missing/Decay	30	L	TES00	0	Condition
Missing Tooth	32		TES00	0	Condition
D2393 resin-based composite	13	MOD	TES00	0	Existing R
D3330 endodontic therapy molar	14		TES00	0	Existing R
D3220 therapeutic pulpotomy (ex	19		TES00	0	Existing R
D3425 apicoectomy - molar (first	19		TES00	0	Existing R
D2391 resin-based composite -	31	O	TES00	0	Existing R

19 Click tooth

DentiMax - Default Data
File Edit Lists Activities Help

DentiMax

Chart - Dover, Ben (DOVBE000) - 1/1/2001 24yrs

Order	Date	Account Code	Description	Tooth	Surface	Provider	Fee	Status
		C0008	Missing Tooth	1		TES00	0	Condition
		C0009	Caries/Decay	2	MOD	TES00	0	Condition
		C0001	Cracked Tooth	8	I	TES00	0	Condition
		C0008	Missing Tooth	16		TES00	0	Condition
		C0008	Missing Tooth	17		TES00	0	Condition
		C0009	Caries/Decay	30	L	TES00	0	Condition
		C0008	Missing Tooth	32		TES00	0	Condition
		D2393	resin-based composite - t	3	MOD	TES00	0	Existing R
		D3330	endodontic therapy molar	14		TES00	0	Existing R
		D3220	therapeutic pulpotomy (ex	19		TES00	0	Existing R
		D3425	apicoectomy - molar (first	19		TES00	0	Existing R
		D2391	resin-based composite - o	31	O	TES00	0	Existing R

20 You will see the procedure codes attached to the multicode populate as planned items

Order	Date	Account Code	Description	Tooth	Surface	Provider	Fee	Status
		D3330	endodontic therapy molar	14		TES00	0	Existing R
		D3220	therapeutic pulpotomy (ex	19		TES00	0	Existing R
		D3425	apicoectomy - molar (first	19		TES00	0	Existing R
		D2391	resin-based composite - o	31	O	TES00	0	Existing R
		D0145	oral evaluation for a patie			TES00	44.55	Planned
		D7210	extraction erupted tooth r	1		TES00	0	Planned
		D2393	resin-based composite - t	3	MOD	TES00	0	Planned
		D2750	crown - porcelain fused to	8		TES00	0	Planned
		D3330	endodontic therapy molar	18		TES00	0	Planned
		D6059	abutment supported porce	25		TES00	0	Planned
		D6056	prefabricated abutment -	25		TES00	0	Planned
		D6010	surgical placement of impl	25		TES00	0	Planned
		D0299	Seat Crown	25		TES00	0	Planned
		D6059	abutment supported porce	29		TES00	0	Planned
		D6056	prefabricated abutment -	29		TES00	0	Planned
		D6010	surgical placement of impl	29		TES00	0	Planned
		D0299	Seat Crown	29		TES00	0	Planned
		D7210	extraction erupted tooth r	1		TES00	0	Planned
		D6104	bone graft at time of impl	1		TES00	0	Planned
		D6010	surgical placement of impl	1		TES00	0	Planned
		D7210	extraction erupted tooth r	9		TES00	0	Planned
		D6104	bone graft at time of impl	9		TES00	0	Planned
		D6010	surgical placement of impl	9		TES00	0	Planned